

# **A Brighter Tomorrow:**

## *Analysis of Odisha ECCD Budget 2023-24*



## Introduction

*“It is the common responsibility of all of us to help children realize their dreams and it is dreams that chart the way forward in a student’s life.”*

*---Excerpts from Budget Speech 2023-24*

Odisha is one of the few states that has introduced and effectively ensured gender and child budgeting, resulting in constant flow of funds for improvement of women and children’s nutritional status, early child care and empowerment of adolescents. Odisha has also introduced a separate Budget Statement called Nutrition Budget, which entails all the schemes (directly and indirectly) linked to the nutritional aspect of children, pregnant and lactating mothers. In the past few years, with the highest decline in Infant Mortality Rate in the country and the highest Immunization Coverage, Odisha has also performed better than the national average in the health and nutritional parameters

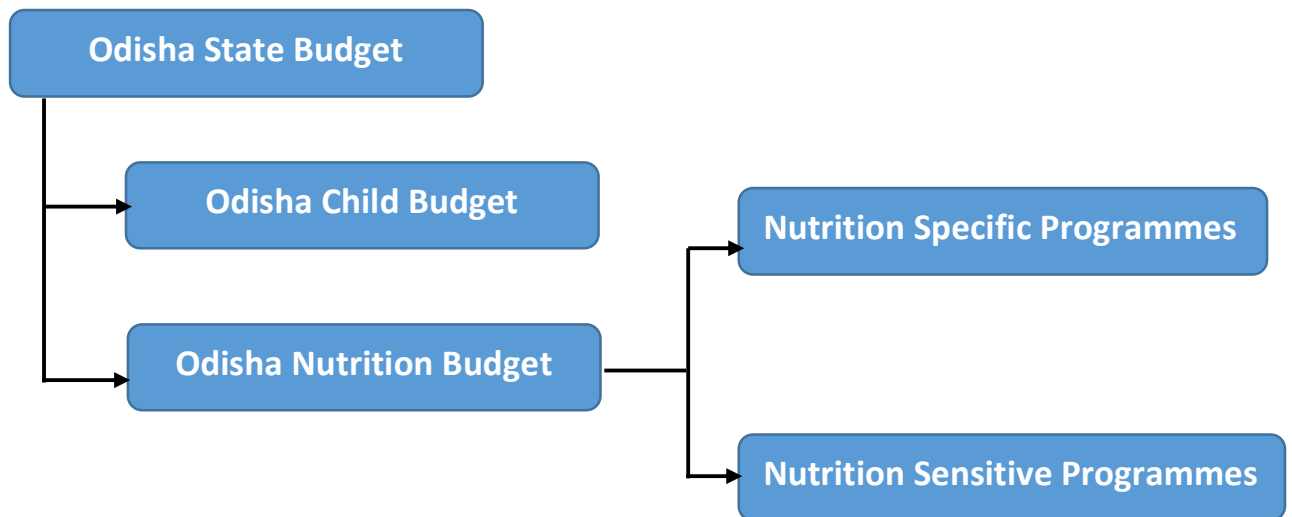
### Some of the major announcements in the Budget Speech 2023-24

- An outlay of INR 3670 Crore in Budget Estimate, 2023-24 for Women & Child Development schemes and programmes.
- New initiatives like **“Kalika”** for creating crèche facility for children.
- New Scheme **“Samikshya”** to improve the nutritional status of pregnant women.
- Allocations for Scheme **“Advika”** & **“Adolescent empowerment”** to end child marriage and set adolescents on the path to empowerment.
- Increased Allocations for scheme **“Sanjog”** to follow up of status and support to children in need.
- An outlay of INR 52 Crore under **“Ashirbad”** for re- enforcing the commitment of Government to bring positive development in the life of children who lost their parental support.
- **“MAMATA”** programme, in operation since 2011-12, has provided support to 55.31 lakh pregnant women with total fund release of INR 2646.56 Crore. An outlay of INR 219 Crore is provided under **“MAMATA”** scheme.
- Funds amounting to INR 250 Crore has been proposed in the Budget Estimate, 2023-24 for **“Mukhyamantri Sampoorna Pushti Yojana (MSPY).”**

Odisha is also one of the few States in India which has started to come up with a separate child budget analysis which comprehensively includes allocations towards various schemes coming from different department. In addition to the separate child budget analysis, the

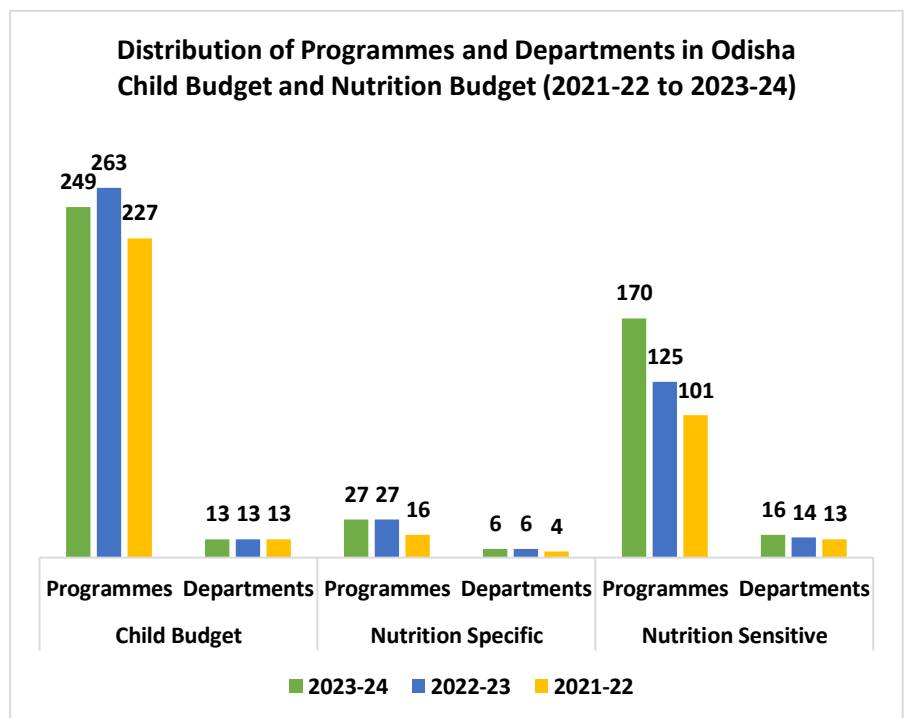
Odisha Budget also includes a separate Nutrition Budget. These developments are a positive sign in the State fiscal framework in order to promote budget transparency and accountability for the public at large.

For the purpose of this report, which aims to closely analyse the allocation for children in 0-6 years' age group in the State Budget from 2021-22 to 2023-24, let us first understand the composition of Odisha Budget as it provides nuanced analysis for different vulnerable sections of the society.



### Nutrition Specific, Nutrition Sensitive and Child Budget Components in ECCD Budget

Under the Nutrition Budget, Nutrition Specific programmes are such which are directly linked with supplementing nutritional needs to children and are primarily governed by key departments like Department of Women and Child Development, Department of Health and Family Welfare etc. On the other hand, Nutrition Sensitive programmes are such which are indirectly contributing towards providing nutritional needs of children. Often, these programmes are administered by Department of Panchayati Raj, Public Distribution System etc.



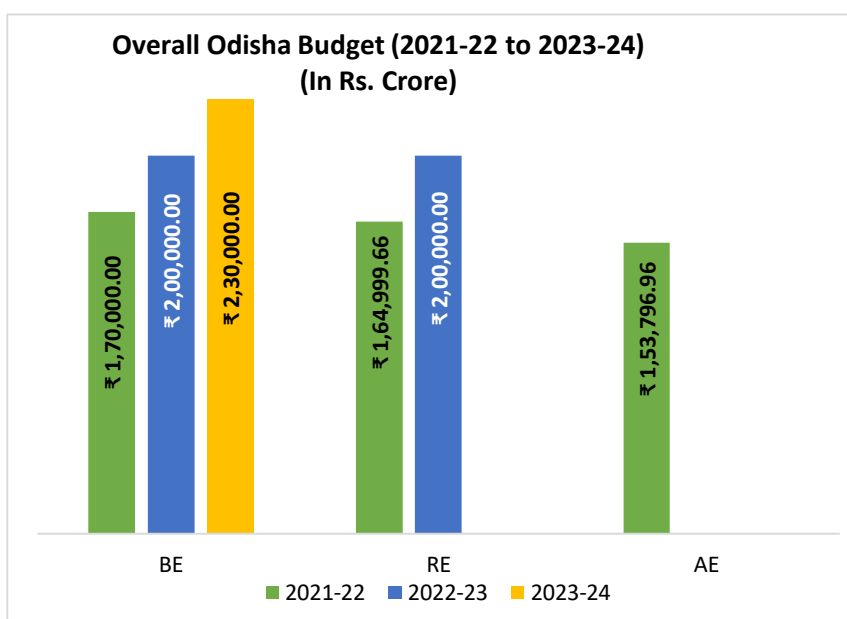
It is also interesting to see the number of programmes and departments contributing towards the nutritional needs of children in the State during the analysis period of 2021-22 to 2023-24. In 2021-22, a total of 227 programmes were being financed through 13 Departments, out of which 117 programmes were nutrition related. Similarly, in the current budget 2023-24, a total of 249 programmes featured in the child budget, out of which 197 programmes included nutrition and allied schemes.

For the purpose of this Analysis of Early Childhood Care and Development (ECCD) Budget, various schemes have been culled out from Child Budget and Nutrition Budget. Additionally, within the Nutrition Budget, all the programmatic allocations falling under the “Nutrition Specific” Schemes have been taken into account, while some of the schemes falling under “Nutrition Sensitive” programmes have also been taken into account.

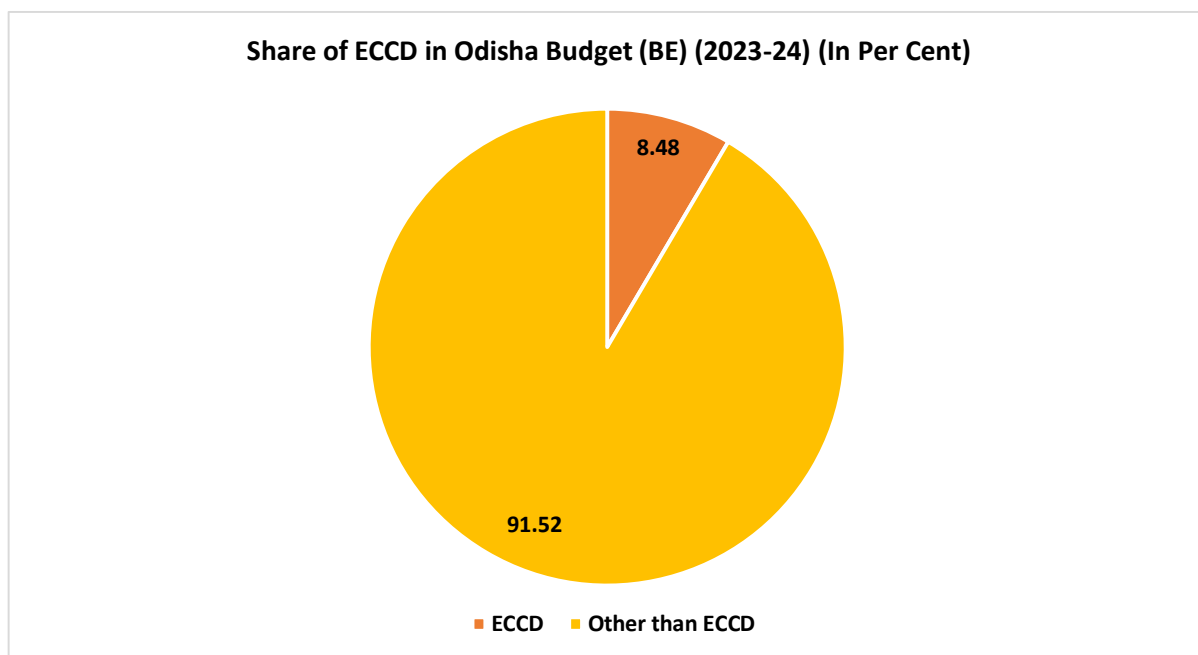
During the period of FY 2021-22 to 2023-24, a total of 77 programmes have been taken into account for the purpose of ECCD Budget Analysis. Out of the 77 programmes, 29 programmes are Nutrition Specific, 36 programmes are Nutrition Sensitive and 12 programmes have been taken from the Odisha Child Budget.

Department-Wise Number of Programmes towards ECCD Budget (2021-22 to 2023-24)				
Departments	Nutrition Specific	Nutrition Sensitive	Child Budget	TOTAL
Department of Agriculture and Farmers' Empowerment	4	0	0	4
Department of Social Security & Empowerment of Persons with Disability	1	0	0	1
Department of Women & Child Development	14	21	10	45
Food Supplies and Consumer Welfare Department	5	5	0	10
Health and Family Welfare Department	1	9	2	12
Panchayati Raj and Drinking Water Department	0	1	0	1
School and Mass Education Department	4	0	0	4
<b>Total</b>	<b>29</b>	<b>36</b>	<b>12</b>	<b>77</b>

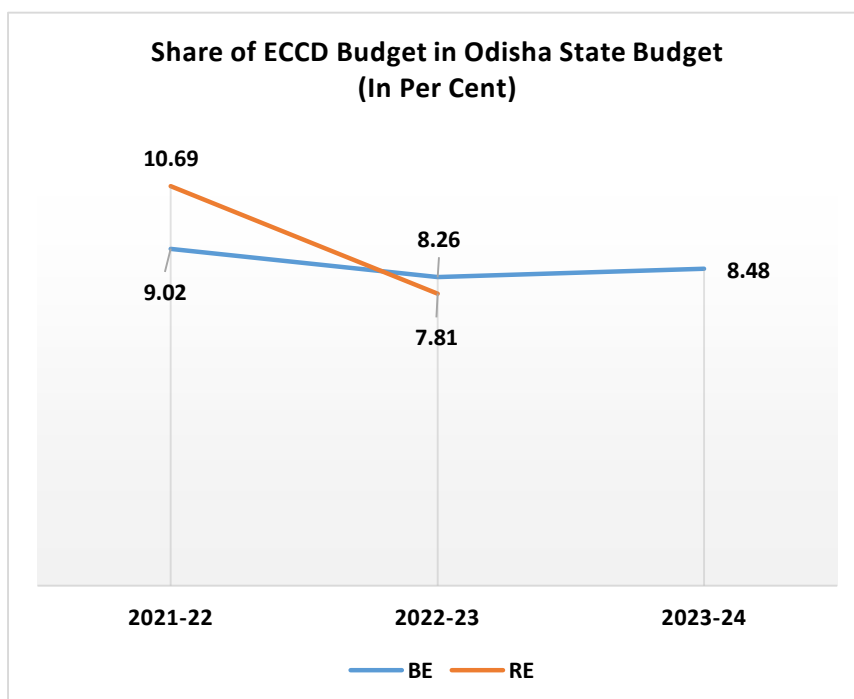
The total volume of the overall Odisha Budget in 2023-24 stands at INR 230000 Crore, which is 15 per cent increase as compared to the 2022-23 Budget. In FY 2021-22, the total Odisha Budget was estimated at INR 170000 Crore at BE stage. As per the available accounts, almost 90 per cent of the total State Budget was spent on various programmes, including children related programmes.



In the 2023-24 Odisha Budget, allocation for ECCD programmes accounted for a significant share of 8.48 per cent in the total Child Budget.



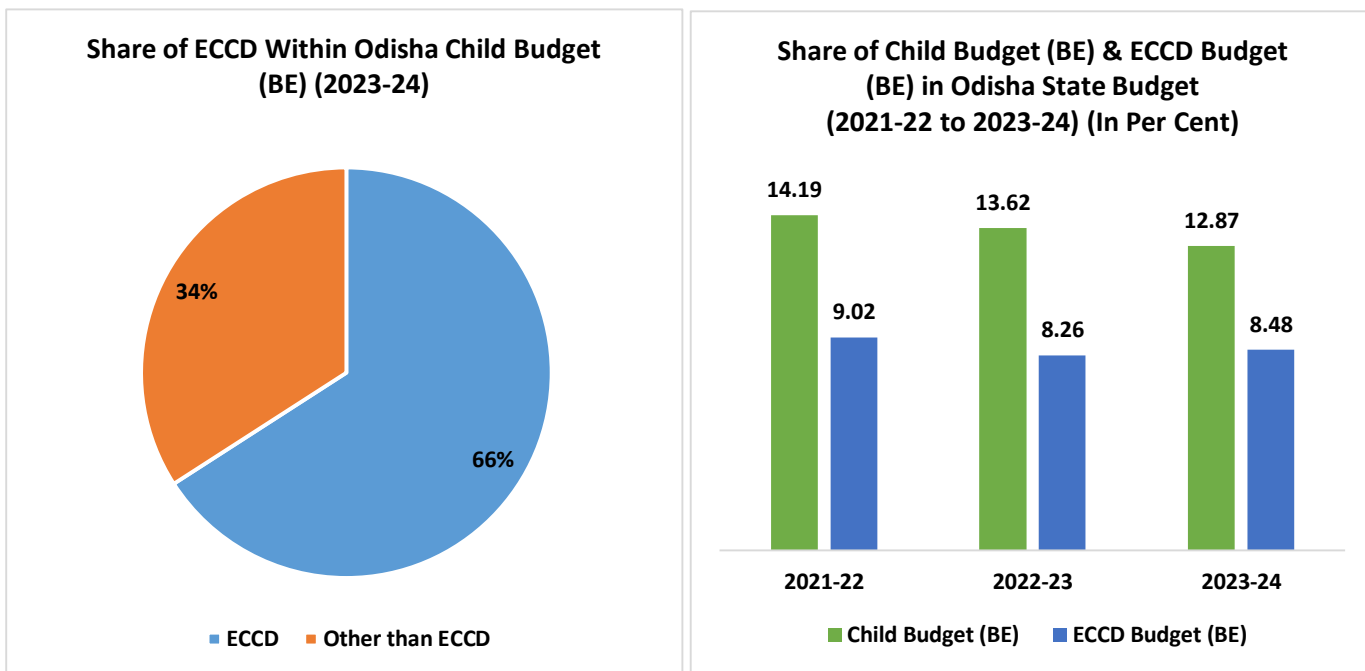
In absolute terms, the total allocation towards ECCD programmes stand at INR 19505.96 Crore in 2023-24, an increase of 18 per cent as compared to the total ECCD allocations in FY 2022-23. While the share of ECCD Budget is impressive in terms of allocation, it is also worthwhile to note that the share of ECCD in 2023-24 has gone down by 0.54 percentage points. In FY 2021-22, the share of ECCD



programmes in the total State Budget was 9.02 per cent at BE stage.

ECCD Budget In Odisha (Rs. Crore)			
Year	BE	RE	AE
2021-22	₹ 15,329.53	₹ 17,640.39	₹ 14,373.90
2022-23	₹ 16,512.75	₹ 15,616.29	
2023-24	₹ 19,505.96		

In the 2023-24 Odisha Budget, allocation for ECCD programmes accounted for a significant share of 34 per cent in the total Child Budget. On the other hand, share of ECCD Budget in Odisha Budget and the share of Child Budget in the State Budget have been inconsistent during the years of Analysis. For example, in FY 2021-22, the share of child budget was 14.19 per cent in the total Odisha Budget and the share of ECCD Budget was 9.02 per cent. But, in the FY 2022-23, the child budget share decreased and so did the share of ECCD Budget. Unfortunately, the FY 2023-24 continued to observe a fall in the share of child budget, whereas the share of ECCD budget observed a marginal increase as compared to the previous year. Such inconsistent trend raises a question on overall planning as well as prioritisation.

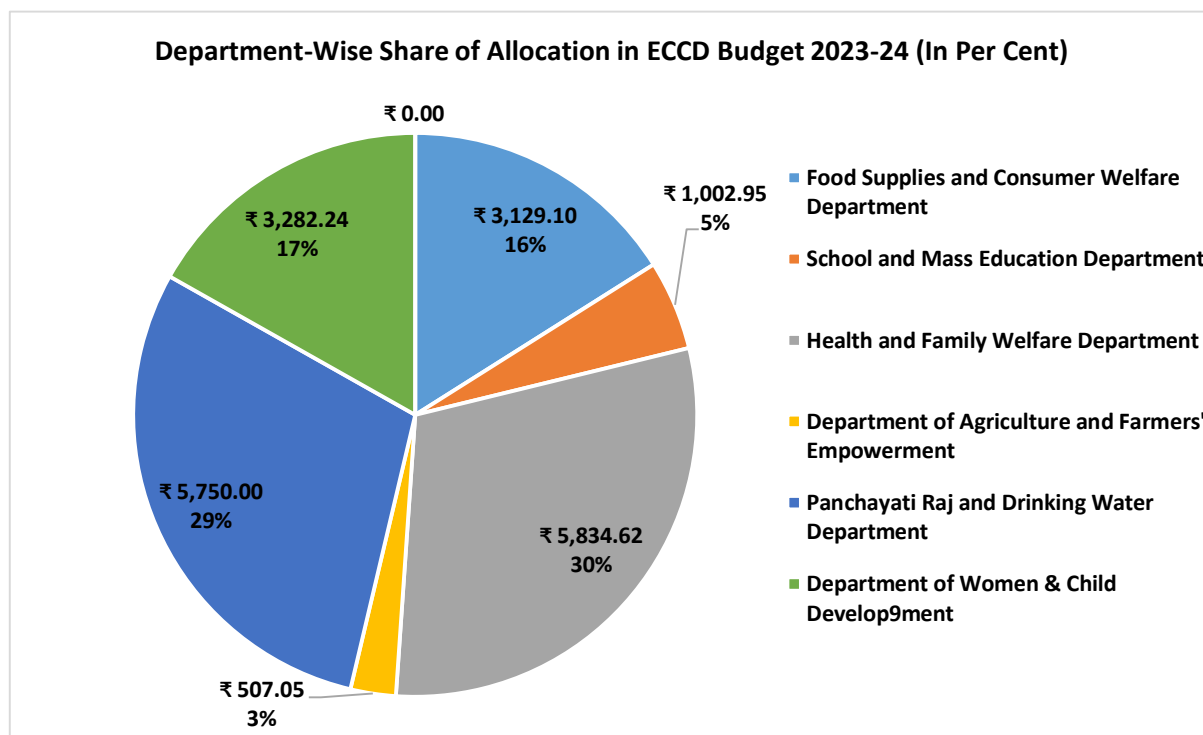


A deep diving into the division of Nutrition Specific and Nutrition Sensitive Schemes within the total ECCD budget informs that the allocations for Nutrition Sensitive programmes constitute the larger share of the total ECCD budget as compared to Nutrition Specific programmes. In FY 2023-24, the overall allocation for Nutrition Sensitive programmes stands at INR 11734.14 Crore at BE stage, whereas a total of INR 7283.95 Crore were allocated under the Nutrition Specific Programmes. The reason for the larger contribution from Nutrition Sensitive Programmes could also be due to more number of programmes falling under this head. In FY 2023-24 alone, a total of 36 programmes observed allocation under Nutrition Sensitive, whereas 29 programmes were Nutrition Specific.

Division of Nutrition Specific Programmes and Nutrition Sensitive Programmes for ECCD Budget (In Rs. Crore)						
Year	Nutrition Specific			Nutrition Sensitive		
	BE	RE	AE	BE	RE	AE
2021-22	₹ 5,113.69	₹ 6,420.68	₹ 5,902.37	₹ 10,151.58	₹ 11,129.62	₹ 8,389.43
2022-23	₹ 5,406.72	₹ 5,527.94	NA	₹ 11,002.27	₹ 9,965.40	NA
2023-24	₹ 7,283.95	NA	NA	₹ 11,734.14	NA	NA

## Department-Wise Allocation for ECCD Programmes

In the 2023-24 ECCD Budget, the maximum share of allocation came from the Health and Family Welfare Department (INR 5834.62 Crore) accounting for 30 per cent of the total allocation. The Department of Women and Child Development observed a share of 17 per cent allocation towards various programmes with the total allocation of INR 3282.24 Crore.

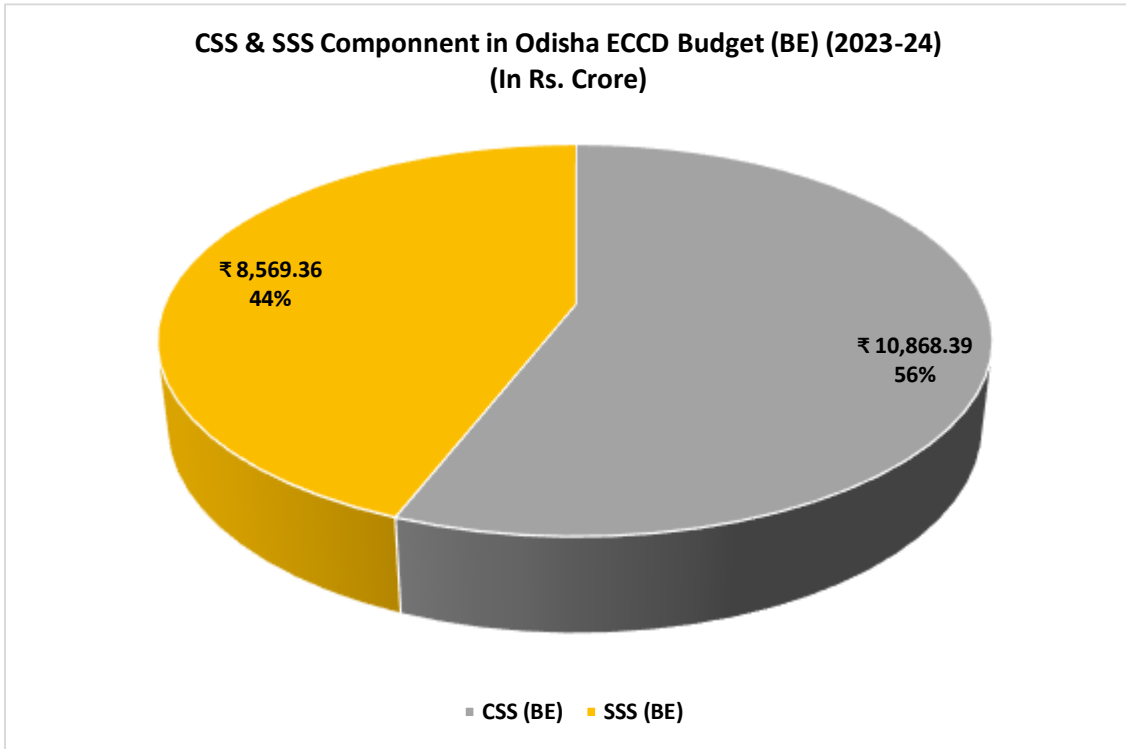


**Department-Wise Distribution of Allocation towards ECCD Budget (In Rs. Crore)**

Department	2021-22 (BE)	2022-23 (BE)	2023-24 (BE)
Food Supplies and Consumer Welfare Department	₹ 1,002.71	₹ 1,122.19	₹ 3,129.10
School and Mass Education Department	₹ 957.00	₹ 941.54	₹ 1,002.95
Health and Family Welfare Department	₹ 3,782.51	₹ 4,818.08	₹ 5,834.62
Department of Agriculture and Farmers' Empowerment	₹ 0.00	₹ 371.61	₹ 507.05
Panchayati Raj and Drinking Water Department	₹ 6,000.00	₹ 6,000.00	₹ 5,750.00
Department of Women & Child Development	₹ 3,582.13	₹ 3,254.17	₹ 3,282.24
Department of Social Security & Empowerment of Persons with Disability	₹ 5.18	₹ 5.18	₹ 0.00

## Central Share Vis-à-vis State Share towards ECCD Schemes

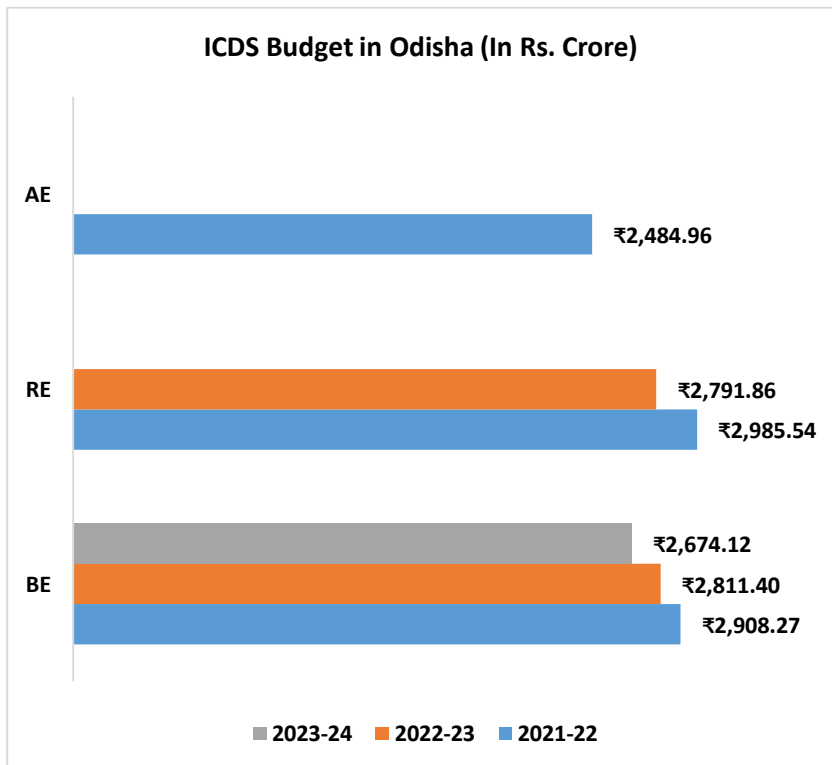
Most of the programmes addressing the nutritional needs of children are Centrally Sponsored Schemes with a cost sharing pattern between the Centre and the State. In FY 2023-24 ECCD Budget, Central Share for the ECCD programmes (being financed on the cost sharing basis) accounted for a total sum of INR 10868.39 Crore, whereas the State share of such programmes stood at INR 8569.36 Crore at BE Stage.



### Integrated Child Development Services (ICDS)

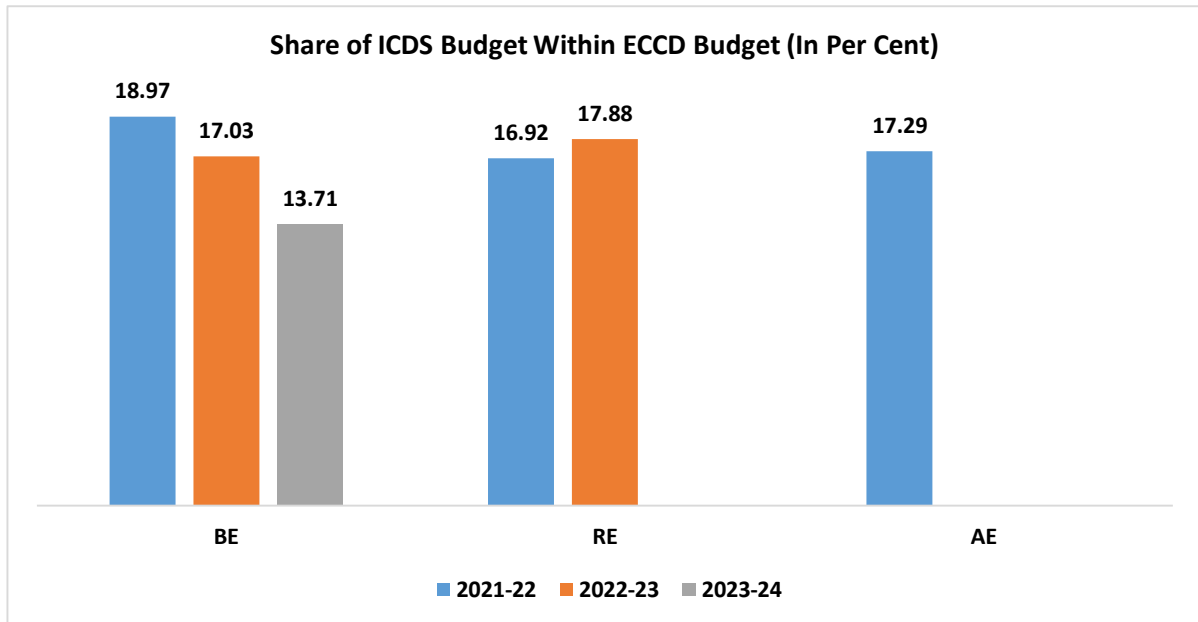
ICDS is one of the flagship programmes of the GoI which significantly addresses the nutritional needs of children, especially in the age group of 0-6 years. The services include Supplementary Nutrition Programme (SNP); Early Childhood Care and Education (ECCE), immunisation; health check-ups; referral services and Nutrition and Health Education (NHED).

In the FY 2023-24, ICDS has been allocated a total sum of



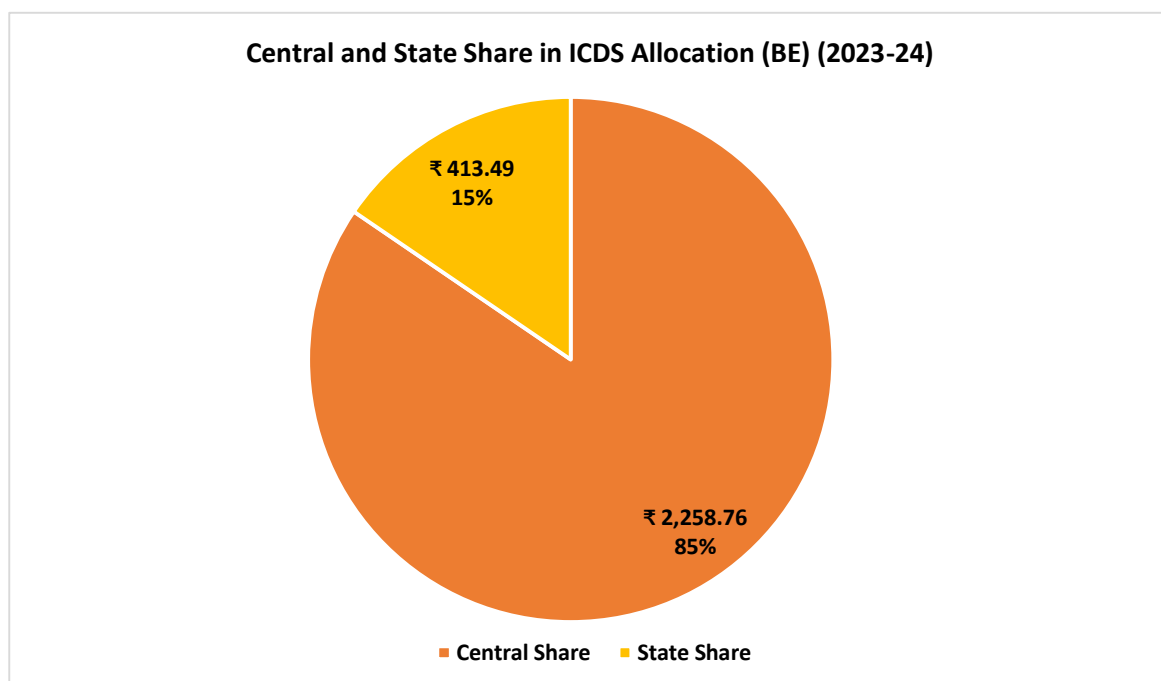
INR 2674.12 Crore at BE stage. The current allocation is significant reduction of 4.88 per cent as compared to the allocation at BE stage in FY 2021-22. In 2021-22, the total allocation of ICDS stood at INR 2811.40 Crore. Further, the ICDS allocation in 2023-24 is 4.22 per cent

reduction as compared to the Revised allocation at RE stage in FY 2021-22. It is worthwhile to notice that during 2021-22 to 2023-24, ICDS allocations have been on decline at BE stage. In FY 2021-22, the total ICDS allocation was INR 2908.27 Crore and it was further reduced by 8.05 per cent in 2023-24. Such declining trend of ICDS is a cause of concern as we have yet

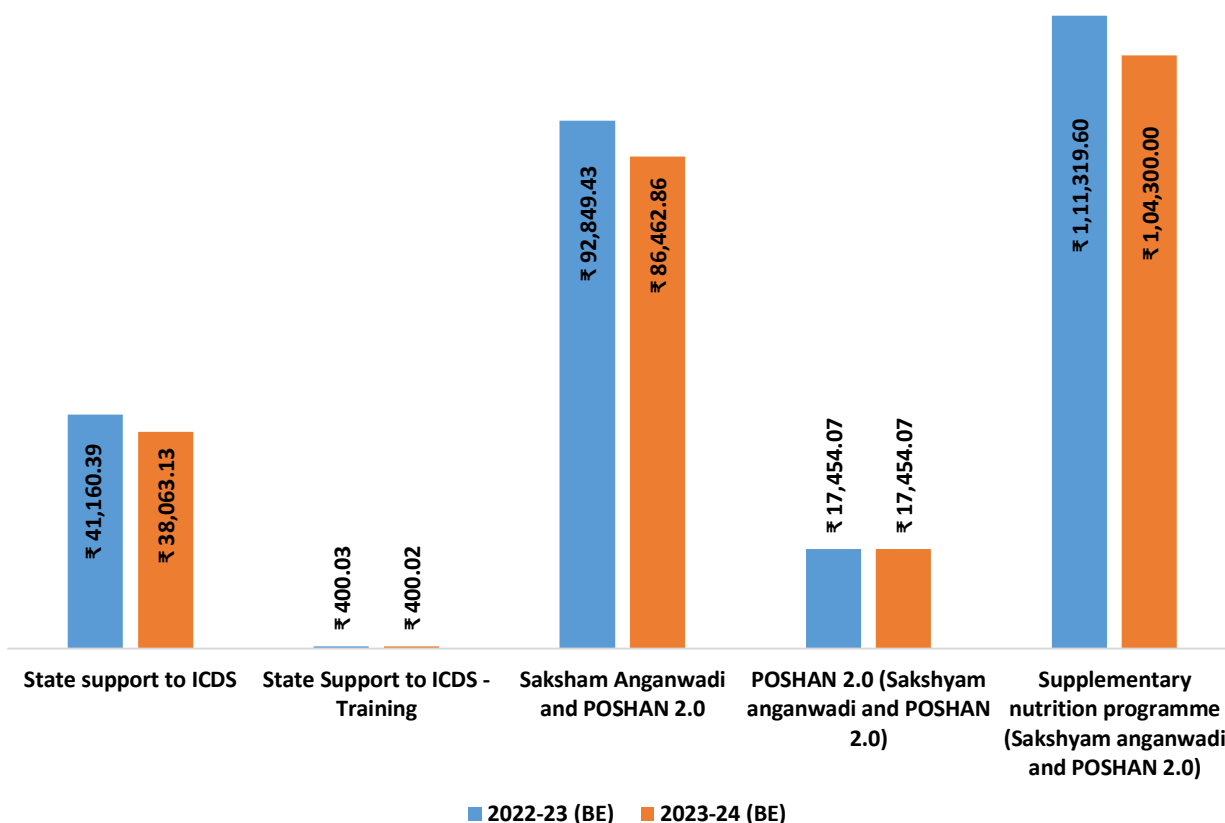


not recovered from the nutritional challenges which COVID has posed before all of us. Furthermore, the declining trend of ICDS allocation (at BE stage) also reflects in the share of ICDS Budget within the overall ECCD Budget.

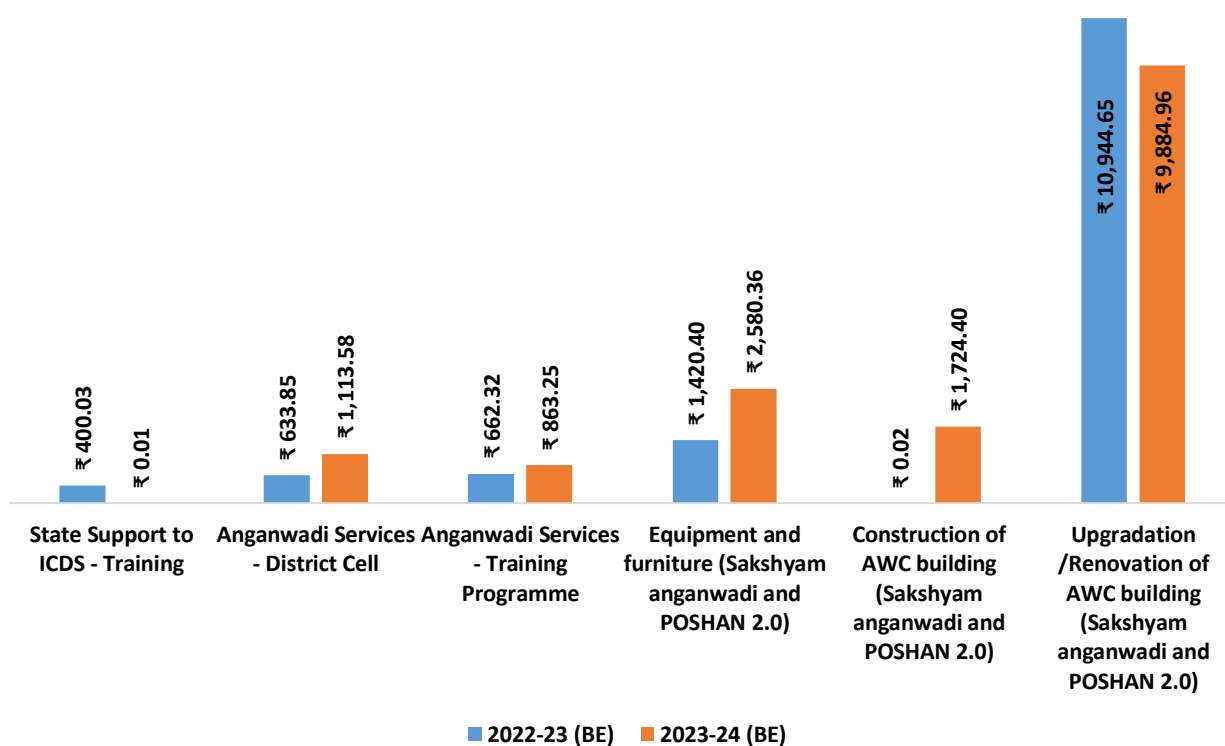
Within the ICDS Allocations, for FY 2023-24, about 85 per cent allocations were made from the Central Treasury whereas remaining 15 per cent funds were allocated from the State.



Allocation for Key ICDS Components (In Rs. Lakh) (Part I)



Allocation for Key ICDS Components (In Rs. Lakh) (Part II)



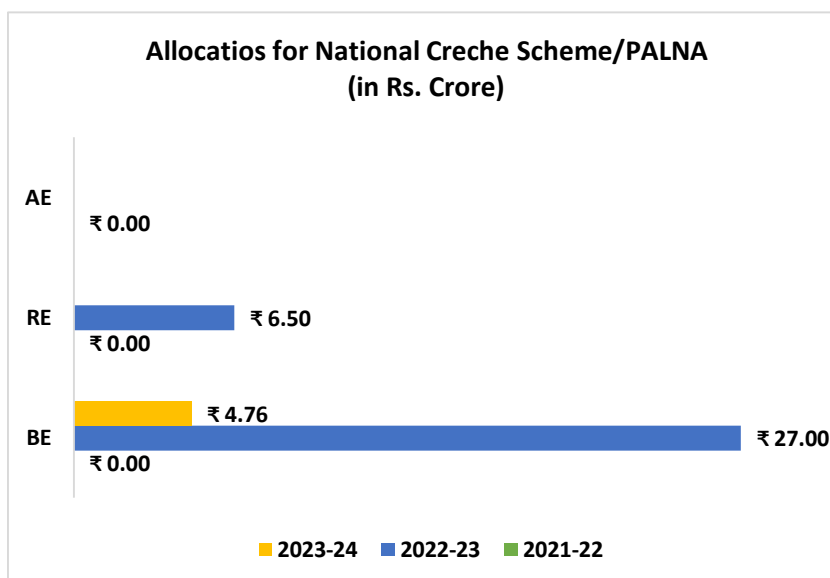
## **Key Nutrition Interventions by Odisha Government**

- **Focus on the 1000 days from start of pregnancy to the child's second birthday.** This has led to improvement in indicators such as early initiation of breast feeding, exclusive breast feeding, complementary feeding, and continued breast feeding till completion of 2 years.
- **Initiation of Complementary Feeding (CF) at six months through Annaprashan Divas:** The concept of complementary feeding of an infant for the first time is observed at AWCs (Anganwadi Centres) on second Thursday of every month. Mothers and caregivers with 6-month-old children attend the AWCs for observance of a ceremony to feed the with cooked rice (anna) for the first time. Along with this, awareness about appropriate feeding, handwashing, and hygiene practices is generated. In addition, recipe demonstration using locally available food is carried out and Take-Home Ration (THR) is given.
- **Spot feeding** Nursing mothers and their infants are provided a boiled egg each thrice a week, for consumption at the AWC which is essential for improving nutrition standard of SAM/MAM Children.
- **Management of Severely Acute Malnutrition (CMAM):** As part of the SOPAN, State nutrition strategy, Community based management of children with Severe Acute Malnourishment has been implemented in Koraput and Nabarangpur districts. This shall be scaled up to rest of the high priority blocks in 22 districts.
- **Adoption of Severely Underweight and SAM children:** Adoption of severely underweight and SAM children by the functionaries of ICDS is being implemented for ensuring improved nutritional status of such children. The programme entails early screening of children, timely identification, and referral for treatment at NRCs and regular follow-up in the community.
- In partnership with World Fish, **incorporation of fish products has been piloted** into the food rations provided to tribals, underprivileged children, adolescent girls, and pregnant and lactating women in Mayurbhanj.
- **Introduction of Millets:** Millet has been introduced as Morning Snacks for 3 to 6-year-old children in DMF districts. Further, Ragi based Take Home Ration for Pregnant and Lactating Mothers and little millet khichdi for pre-school children in Koraput and Malkanagiri districts are introduced. Local SHGs have been roped in for training and preparation of a premix for the Ragi ladoos.
- **As a part of MoU with World Food Programme, a mechanised Take Home Ration (THR) unit** has been set up in Ganjam district for production of fortified THR.

*Source: Economic Survey of Odisha 2022-23*

## National Creche Scheme/PALNA

The Odisha Budget for FY 2023-24 allocated a total sum of INR 4.76 Crore, which is 82.38 per cent lesser than the allocations made in FY 2022-23 at BE stage. In fact, the budget documents reveal that no allocations were made towards this scheme in FY 2021-22. The flagship PALNA Scheme observed a total allocation of mere INR 1.5 Crore in 2023-24 Budget.



The State Government of Odisha also runs **Kalika Scheme** for running the Creche services, which observed 3.25 Crore allocation in FY 2023-24 Budget, which is a reduced allocation of INR 5 Crore in FY 2022-23. Kalika Scheme aims at ‘Mainstreaming Crèches to reduce malnutrition in Odisha and is a collaborative initiative between Civil Society Organisations and the Government of Odisha, which seeks to address the high levels of malnutrition among children below three years. The programme is currently underway in five districts of Southern Odisha (Rayagada, Kalahandi, Malkangiri, Koraput and Nabarangpur).

## Shishu Abong Matru Mrutyuhar Purna Nirakaran Abhijan (SAMMPURNA)

The State has launched SAMMPurNA for accelerating reduction of MMR & IMR in 15 districts with “Hard to Reach” areas and tribal communities. Besides, some activities were taken up at the State level also. Some of the key features of the scheme include:

- identification of High-risk pregnancies and issuance of red card;
- birth preparedness and couple counselling;
- additional home visits to identified high risk pregnant woman;
- reimbursement of transportation cost of INR 1000 to pregnant women from remote villages;
- provision of INR 500 for drop-back transport services for pregnant women after institutional delivery and treatment of sick infants at Public Health Facilities;
- Surakhya Kabacha (Mother & Baby Kit) to all pregnant women and newborn for preventing sepsis;
- IEC/ BCC (Information, Education and Communication, and Behavioural Change Communication activities) campaigns;

- wage compensation to mothers for SAM (Severe Acute Malnutrition) children admitted to NRCs.

In the FY 2023-24, this scheme has observed a significantly increased allocation of INR 13615.19 Lakh. In the last two financial years i.e. FY 2021-22 and FY 2022-23, this scheme was allocated INR 0.01 Lakh. Some notable achievements made under the scheme include strengthening of 3388 VHND sites, joint visits to 80 per cent high risk mothers, identification of 17 per cent of high-risk pregnant women and 70 per cent decline in home deliveries. Further, IMR reduced to 36 per 1000 live births (SRS 2020) from 46 per 1000 live births (SRS 2015).<sup>1</sup>

### **Strategy for Odisha's Pathway to Accelerated Nutrition (SOPAN)**

As part of the SOPAN, State nutrition strategy, Community based management of children with Severe Acute Malnourishment has been implemented in Koraput and Nabarangpur districts. This scheme has also been scaled up to 125 blocks high priority blocks in 22 districts. This scheme finds mention in various State government documents showcasing the State's efforts to combat malnutrition. But, on the contrary, no allocation has been made for this scheme in Odisha Budget 2023-24. In FY 2021-22, this scheme was allocated INR 86.81 Crore at BE stage.

### **Conditional Cash Transfer for Pregnant Women (MAMATA)**

MAMATA is a flagship conditional cash transfer maternity benefit scheme of the State launched in September 2011. It aims to reduce maternal and infant mortality by improving the health and nutrition status of pregnant and lactating women, and their infants. The scheme targets to motivate pregnant and lactating women to seek maternal and child health services and adopt optimal nutrition behaviours and practice. It intends to partially compensate wage loss to working women so that they can take adequate rest and consume nutritious diet during critical periods of pregnancy and post pregnancy. This scheme is operational in 30 districts across the State.

To ensure transparency and make MAMATA scheme more citizen centric, hassle and paper free, an App based MIS integrated with a Mobile application has been developed by the Department of Women and Child Development under 5T's initiative. It is operational in all districts from 1st August 2020. The scheme is using 181 Helpline number for grievance management related to MAMATA scheme. Provision of message in Odia language and transfer of online funds through IFMS gateway are the key features of the mobile application. More than 5594 feedback responses were completed by 31st March 2022. Most of the feedback received from MAMATA beneficiaries was positive and the beneficiaries were satisfied with the services of AWWs/AWHs at the grass root level.<sup>2</sup>

Unfortunately, MAMATA Scheme, despite having found mention in the Budget Speech of 2023-24, received a reduced allocation by 11.52 per cent at BE stage as compared to 2022-23 and 21.51 per cent as compared to 2021-22 Budget. The declining trend in the allocation

---

<sup>1</sup> Economic Survey of Odisha 2022-23

<sup>2</sup> Economic Survey of Odisha 2022-23

towards raises serious concerns over the commitments of the State Government to address the nutritional needs of pregnant and lactating mothers. The Scheme has observed an allocation of INR 218.91 Crore in FY 2023-24.

Key ECCD Schemes with reduced Allocations in ECCD Budget 2023-24 (In Rs. Lakh)				
Scheme Name	2022-23 (BE)	2022-23 (RE)	2023-24 (BE)	% Decrease over 2022-23
Integrated Management of Public Distribution System(IM-PDS)	68	68	0.01	-99.99
Odisha State Food Commission	257.68	257.68	247.76	-3.85
PM POSHAN	94153.59	89000	90000	-4.41
Special Campaign for reduction of Mortality rate ( Maternal, Neonatal, Anaemic etc.)	1000	100	0.01	-100.00
National Rural Health Mission	179160.18	129406.01	0	-100.00
Jal Jeevan Mission	600000	510000	575000	-4.17
Feeding Programme	869.15	884.15	699.94	-19.47
Conditional cash transfer for Pregnant women (MAMATA)	24740.18	23340.18	21891.25	-11.52
State support to ICDS	41160.39	41802.72	38063.13	-7.52
Strategy for Odishas Pathway to Accelerated Nutrition (SOPAN)	8681	8611	0	-100.00
Saksham Anganwadi and POSHAN 2.0	92849.43	87249.43	86462.86	-6.88
National creche scheme (Sakshyam anganwadi and POSHAN 2.0)	2200	0	0.02	-100.00
Supplementary nutrition programme (Sakshyam anganwadi and POSHAN 2.0)	111319.6	111319.6	104300	-6.31
Biju Sishu Surakshya Yojana	4300	300	300	-93.02
State Support to ICDS - Training	400.03	0.01	0.01	-100.00
Upgradation /Renovation of AWC building (Sakshyam anganwadi and POSHAN 2.0)	10944.65	10634.65	9884.96	-9.68
SAMARTHYA	0.03	0	0	-100.00
Construction of Building for Anganwadi Centres	2176	3365.11	2036	-6.43
Biju Kanya Ratna	100	100	60	-40.00
Samrudhi	2000	2000	1500	-25.00
Kalika	500	500	325.77	-34.85
Supply of subsidised Rice	518	518	0.02	-100.00

Key ECCD Schemes with Increased Allocations in ECCD Budget 2023-24 (In Rs. Lakh)				
Scheme Name	2022-23 (BE)	2022-23 (RE)	2023-24 (BE)	% Increase over 2022-23
Rationing and supply of Food Grains	4230.76	4431.76	4458.33	5.38
Social Audit Under NFSA	50	50	535	970.00
Maternity and Child Welfare Centres	1206.17	1206.73	1227.83	1.80
National Health Mission	0.06	54334.16	191064.24	318440300.00
Food Safety Programme	484	484	532	9.92
Mukhya Mantri Swasthya Seva Mission	233514.72	210585.57	300300	28.60
NIRMAL	53807.77	53807.77	64569.32	20.00
Shishu Abong Matru Mrutyuhar Purna Nirakaran Abhijan (SAMMPURNA)	0.01	0.01	13615.19	136151800.00

<b>Nutrition Governance</b>	100	100	150	50.00
<b>Repair/Addition/ Alteration of Anganwadi Centres and CDPO Office building (Non-Residential Buildings)</b>	57.84	57.84	186.97	223.25
<b>Anganwadi Services - District Cell</b>	633.85	1101.42	1113.58	75.69
<b>Anganwadi Services - Training Programme</b>	662.32	796.24	863.25	30.34
<b>Equipment and furniture (Sakshyam anganwadi and POSHAN 2.0)</b>	1420.4	1420.4	2580.36	81.66
<b>Construction of AWC building (Sakshyam anganwadi and POSHAN 2.0)</b>	0.02	937.22	1724.4	8621900.00
<b>Maintenance &amp; repair of AWC buildings (Sakshyam anganwadi and POSHAN 2.0)</b>	1461.57	1461.57	1492.53	2.12

## Conclusion

Odisha has come a long way from being one of the most famine and undernourished States to being one of the topmost implementer of the National Food Security Act. Odisha is also one of the States which is performing better on various nutritional indicators as per the NFHS data. But, it is significant that the State government continues to double down on the success it has achieved over the years. The reduced allocation for ICDS in the Budget 2023-24 is one of the major concerns and it needs urgent attention. In addition to ICDS, the State Government also administers various initiatives which aim to improve the nutritional outcomes for children. The Budget 2023-24 has also witnessed reduced allocation for some of these programmes such as SOPAN, MAMATA etc. It is pertinent to highlight that as we are still recovering from the aftermath of COVID-19, the nutritional challenges continue to challenge us and therefore, it is more quintessential to continue to invest more towards the nutritional needs of children.